



FOX and FOX S

Portable Pumps

Tested according to EN 14466, DIN EN 14466 and
ÖNORM EN 14466

Powerful. Light. Reliable.

 **rosenbauer**



The low weight and low center of gravity of the FOX ensure unrivaled carrying comfort in any terrain.



Unrivaled carry comfort



Clear and safe arrangement of pressure gauges

The relay-operated portable pump

Output 1,000 l/min at 10 bar

Output 1,000 l/min at 15 bar

In relay operation, the high maximum discharge pressure of the FOX 4 of 15 bar at 1,000 l/min makes it possible to use fewer portable pumps for transporting water over long stretches, thus requiring fewer personnel for the supply of water.

One series. FOX and FOX S.

More power. Less weight. High reliability.

The new FOX portable pump product family impresses in terms of power, weight, reliability, and ease of operation in a unique way.

The compact size and unrivaled ergonomic carry handles allow ease of transport in the final meters leading to the operation site. With maximum pump output and reliable technology, it impresses in every operation.

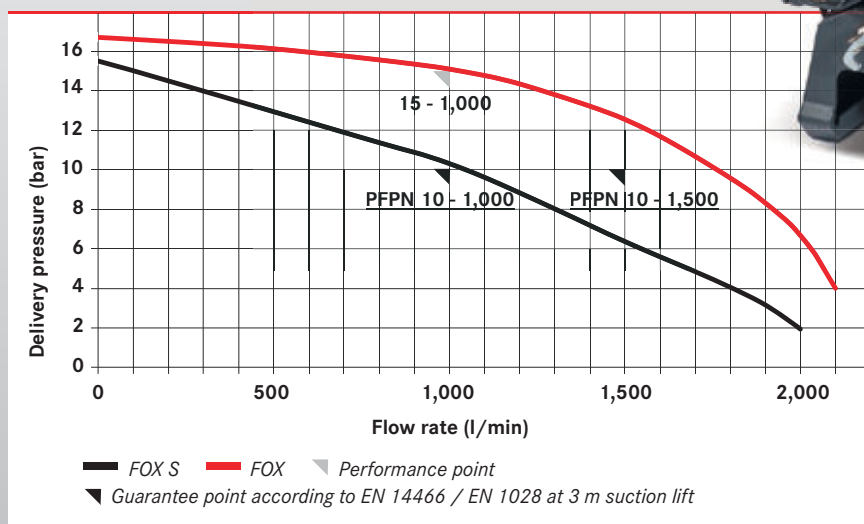
The FOX product family includes 2 variants:

- FOX - PFPN 10-1500 with 166 kg
- FOX S - PFPN 10-1000 with 150 kg

Both models are equipped with powerful BRP Rotax series engines. The Rosenbauer Service Network is available worldwide for maintenance and service.



Pump performance of the FOX and FOX S



- FOX - PFPN 10-1,500 and 10-1,000
- 1,000 l/min at 15 bar
- 1,750 l/min at 10 bar
- 2,100 l/min at 4 bar

- FOX S - PFPN 10-1,000
- 1,050 l/min at 10 bar
- 1,300 l/min at 8 bar
- 2,000 l/min at 2 bar

Reliability in operation.

Powerful pump. Maximum ease of use.

Pump with the highest efficiency

FOX portable pumps feature a newly developed, single-stage pumping unit, which was developed specifically for use in portable pumps. The stationary impeller with spatially curved blades in a spiral housing made of light alloy converts the mechanical engine power in the single-stage centrifugal pump into hydraulic power with a very high level of efficiency. A pump shaft made of stainless steel, the lubricant- and maintenance-free mechanical shaft seal, the tension ring design of the pump and not least the ease of access to the engine and pump make these FOX models extremely easy to maintain.

Reliable and fast suction

The fully automatic piston priming pump is driven by a belt from the pump shaft and controlled by an electromagnetic clutch. It not only impresses with its performance, but also with its robust design. Once the pump is full of water, the priming pump is switched off automatically. Bilge operation, which is used when draining flooded basements, for example, is possible without any modifications or operating steps.



Both portable pumps can be refueled during operation. This is approved and certified by TÜV.



Engine made in Austria

Powerful 2- and 3-cylinder BRP Rotax series engines with electronic motor control form the power sources for the two portable pumps. The water-cooled engines are optimized for use in hot and cold countries and under the most adverse environmental conditions, thus offering the ideal basis for use in portable pumps.



LCS 2.0 intuitive operation

The FOX portable pumps are controlled and monitored via the LCS 2.0 (Logic Control System) control and instrument panel with integrated color display. The logically designed operating structure disencumbers the operator to the greatest possible degree. The operator immediately receives information about the current status, immediate feedback on any malfunctions or operating errors, and suggestions for proper handling.

The LCS 2.0 control and instrument panel contains the following controls:

- Ignition ON or engine start button
- Ignition OFF or engine stop button
- Piston priming pump actuation button
- Rotary knob for adjusting engine speed
- Rotary knob with pump pressure governor activation button (optional)
- Illumination button
- Idling speed button

The following statuses are displayed on the color display:

- Battery voltage indicator (V)
- Tank capacity indicator (0-100 %, liters, UK gallons, US gallons)
- Cooling water temperature indicator (°C, °F)
- Output pressure display (optional) (bar, psi)
- Input pressure display (optional) (bar, psi)
- Warnings and error messages
- Service information (operating hours, last service performed)
- Default language: German, others available

Pump pressure governor with cavitation warning and intake pressure monitoring

The proven automatic pump pressure governor is now enhanced with the new intake pressure monitoring function in feed mode. If the minimum pressure is not reached due to a problem in the water supply (for example, hose position, lower hydrant flow rate), the engine speed is automatically reduced. This prevents suction of the hose and possible damage.



Technology in detail

Illumination

- Integrated, glare-free backlighting of the control panel
- Powerful LED headlight, height-adjustable and removable with spiral cable for maximum flexibility
- Additional lighting for the filler neck of the fuel tank as standard
- Optional additional lighting in the carrying frame, for perfect light conditions during manual transport of the portable fire pump
- Optional socket with holder for RLS lighting system to illuminate the water drafting point over a large area or to demarcate the portable fire pump with flashing light in various colors



Carrying handle and coupling spanner holder

Carrying frame

- Ergonomic, rubberized carrying handles for perfect carry comfort. Thanks to the foldable handles, the portable pump can be carried at each handle with both hands, and in operation there is no risk of tripping
- Standard holder for STORZ coupling spanner

Fuel tank

- Fuel tank with 20 l tank capacity for long usage
- Unique non-stop operation thanks to the possibility of refueling – TÜV tested and certified!

FIRECAN

Standard FIRECAN socket for connection to a separate remote control or to a vehicle.

Detached operation

Additional control and instrument panel, detached from the pump, e.g. for operation of the pump from a vehicle for a pump-and-roll operation or a superstructure changeover.

USB socket and storage

Up to two units can be charged in parallel via the optional USB socket and stored next to the control unit.



A height-adjustable LED headlight and an optional RLS light head can provide excellent lighting conditions.

Outstanding lighting conditions

Options - upgrade options for useful applications in operation

Pump pressure governor with cavitation warning and intake pressure monitoring system

The pump pressure governor automatically regulates the engine speed. The set discharge pressure remains constant. The cavitation warning warns the operator early on of potential damage to the pump. Input pressure monitoring prevents empty suction in the supply line during pumping operations.

Operation on the side or detached from the pump

The control and instrument panel can also be mounted on the side, especially for installation in the vehicle. This ensures optimum operability of the pump. Alternatively, an additional operating panel can be remotely connected to the pump. Thus the pump and its functions can be operated from an alternate control point.



Operation from the side



Overheat protection valve



Carrying frame lighting for clear vision at night

Overheating protection

Mechanical overheating protection effectively protects the pump against overheating through automatic opening of the valve if the water temperature reaches approx. 60 °C. Once cooling to approx. 55 °C has occurred, the valve closes automatically.

Foam proportioning system

An integrated foam injection system is available to upgrade the portable pumps FOX 4 and FOX S to an multifunctionally unit. The unique system makes it possible to admix foam concentrate continuously in percentages from 0.1 % to 6 % over the whole water flow capacity from 100 l/min to 2,250 l/min. The fully integrated foam admixing system is much more flexible and powerful than conventional foam admixing systems in the hose line.





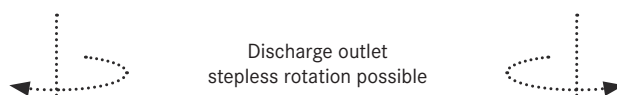
FOX with integrated foam proportioning system



Fully automatic operation at the push of a button

Competition mode

For performance competitions, the pump can be operated fully automatically, meaning that it starts with just a touch of a button on the control panel, and depending on the rules of the competition, reaches and maintains the desired nominal pressure in the shortest possible time.



Carrying frame illumination

In the dark, the carrying frame lights illuminate the way to the scene and provide perfect visibility for all carriers.

Rotatable discharge outlets

With the ability to rotate the discharge outlets steplessly, hose management is significantly easier in tight spaces. For installation of the pump in the AT vehicle's deep space, this option is mandatory!



■ Accessories

RLS illumination system

The RLS light system can be mounted directly on the portable fire pump, power is supplied via a separate socket

Detachable wheels

The removable pair of wheels can be installed quickly by one person without tools and allows the portable pump to be transported by just one person instead of four.



FIRECAN, MAGCODE socket, double USB socket

Sockets for charge retention

- 2-pin in accordance with DIN 14690
- 2-pin MAGCODE
- 3-pin BEOS

Tank filter

Prevents contamination of the tank

NATO 12 V jump-start socket

Jump-start socket for starting the portable pump in the event of a dead battery.



The wheels facilitate transport by only one person

Chargers and charge controller

In order to ensure a full battery with the longest possible service life, permanent charging of the battery is recommended.

Besides the charging device, the 230 V to 12 V transformer, a charge controller is also available for fixed installation in the vehicle, where a 24 V or 12 V vehicle battery can be used for charging the battery of the portable pump. Draining of the vehicle battery is prevented by undervoltage protection.

Tool kit

The tool kit includes not only spare spark plugs, but also the necessary tools for simple maintenance and oil changes.

FOX and FOX S

Portable Pumps



Technical Data

	FOX	FOX S
Pump	<ul style="list-style-type: none"> Single-stage centrifugal pump made of lightweight alloy Curved impeller blades and diffuser with spiral housing Shaft seal with maintenance-free mechanical shaft seal Direct drive from the engine 	
Performance (at 3 m suction lift)	PFPN 10-1,500 and 10-1,000 <ul style="list-style-type: none"> 1,000 l/min at 15 bar 1,580 l/min at 12 bar 1,750 l/min at 10 bar 1,940 l/min at 8 bar 2,020 l/min at 6 bar 2,100 l/min at 4 bar Output power 2,250 l/min at 4 bar and 1.5 m suction lift Closing pressure 16.7 bar 	PFPN 10-1,000 <ul style="list-style-type: none"> 1,050 l/min at 10 bar 1,300 l/min at 8 bar 2,000 l/min at 2 bar Output power 2,050 l/min at 2 bar and 1.5 m suction lift Closing pressure 15.5 bar
Priming pump	<ul style="list-style-type: none"> Piston priming pump with magnetic clutch and automatic control 	
Propulsion engine	<ul style="list-style-type: none"> BRP Rotax R3 cylinder 4-stroke engine, 899 cm³ 48 kW output 	<ul style="list-style-type: none"> BRP Rotax R2 cylinder 4-stroke engine, 599 cm³ 29 kW output
Sound pressure level	<ul style="list-style-type: none"> PFPN 10-1500: 95.8 dB PFPN 10-1000: 94.9 dB 	<ul style="list-style-type: none"> PFPN 10-1000: 94.5 dB
Dimensions	<ul style="list-style-type: none"> L x W x H: 926 mm x 636 mm x 845 mm 	
Weight	<ul style="list-style-type: none"> Operational: 166 kg in accordance with EN 14466 	<ul style="list-style-type: none"> Operational: 150 kg in accordance with EN 14466
Fuel tank content	<ul style="list-style-type: none"> 20 l (ROZ 95 or ASPEN 4T) 	
Operating time at normal output	<ul style="list-style-type: none"> approx. 1.5 h 	<ul style="list-style-type: none"> approx. 2 h
Refueling in operation	<ul style="list-style-type: none"> Accessory-free direct filling of the fuel tank during operation, TÜV tested and certified 	
Plug Exhaust gas hose	<ul style="list-style-type: none"> DN50 	
Connections	<ul style="list-style-type: none"> Suction side: 4½" (Storz A) Discharge side: 2x 2½" (Storz B) 	
Standard version	<ul style="list-style-type: none"> LCS 2.0 control panel with color display Detachable LED headlights with spiral cable Tank filler neck illumination FIRECAN - data interface Holder for STORZ coupling spanner at the suction inlet Storage for small devices such as radios next to the control panel 	
Options (excerpt)	<ul style="list-style-type: none"> Pump pressure governor with inlet pressure monitoring and cavitation warning Overheat protection Rotatable discharge outlet Detachable wheel set DIN, Magcode and BEOS sockets for charge retention NATO external starter socket Lighting in the carrying frame for improved visibility during manual transport Connection possibility for Rosenbauer RLS lighting head Lateral operation with digital pressure gauges Detached, additional operation as an additional control point, e.g. for in-vehicle installation Pressure preselection buttons for Pump pressure governor Integrated foam proportioning system 0.1 % - 6 % Competition mode for competition use Tool kit Double USB socket 	